SNS-AVBE-USA

VIRTUAL BART



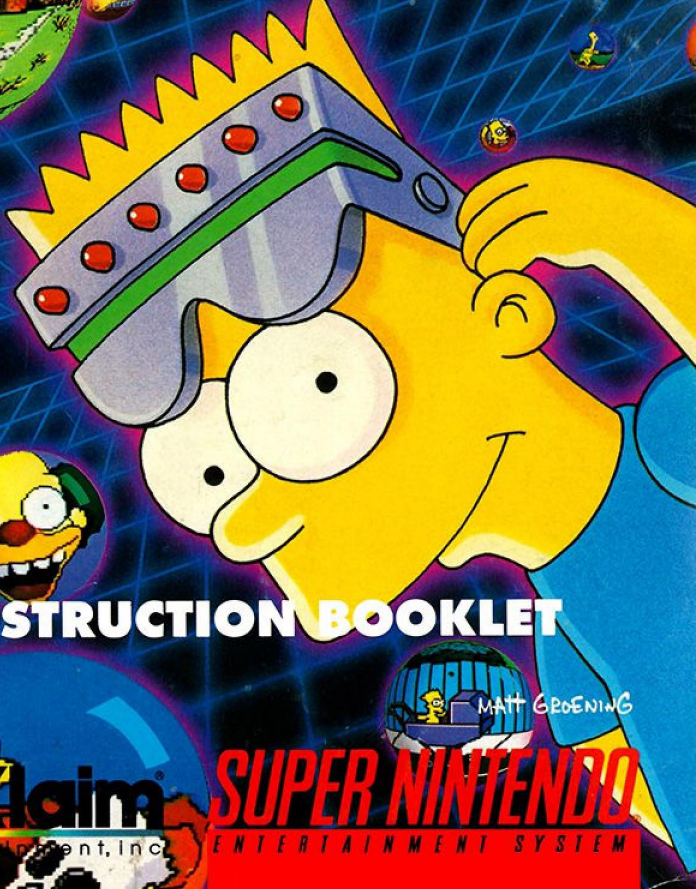

INSTRUCTION BOOKLET

MATT GROENING

AKlaim®

Mega Entertainment, Inc.

SUPER NINTENDO

ENTERTAINMENT SYSTEM

WARNING: PLEASE READ THE ENCLOSED CONSUMER INFORMATION AND PRECAUTIONS BOOKLET CAREFULLY BEFORE USING YOUR NINTENDO® HARDWARE SYSTEM OR GAME PAK.

LICENSED BY Nintendo®

NINTENDO, SUPER NINTENDO ENTERTAINMENT SYSTEM AND THE OFFICIAL SEALS ARE REGISTERED TRADEMARKS OF NINTENDO OF AMERICA INC.
©1991 NINTENDO OF AMERICA INC.

Official Nintendo Seal of Quality®

THIS OFFICIAL SEAL IS YOUR ASSURANCE THAT NINTENDO HAS APPROVED THE QUALITY OF THIS PRODUCT. ALWAYS LOOK FOR THIS SEAL WHEN BUYING GAMES AND ACCESSORIES TO ENSURE COMPLETE COMPATIBILITY WITH YOUR SUPER NINTENDO ENTERTAINMENT SYSTEM. ALL NINTENDO PRODUCTS ARE LICENSED BY SALE FOR USE ONLY WITH OTHER AUTHORIZED PRODUCTS BEARING THE OFFICIAL NINTENDO SEAL OF QUALITY.

VIRTUAL BART





1. Make sure your Super Nintendo Entertainment System® is OFF.
2. Insert the VIRTUAL BART game pak as described in your Super Nintendo® Instruction Booklet.
3. Turn the power switch ON.

When the title screen appears, press the START BUTTON to enter Virtual Reality. You will be presented with two options: START GAME and PRACTICE. Use the CONTROL PAD to highlight your choice, then press the START BUTTON.

Before You Enter Virtual Reality

Selecting PRACTICE will allow you to try out each of the different virtual reality programs Bart will experience. Use the CONTROL PAD to highlight your choice, then press the START BUTTON to run the program.

If you select "Start Game," you will see Bart being pulled into the VR machine. When you press any button, the helmet will clamp over Bart's head, the machine will begin spinning and Bart will enter virtual reality. You will then see what Bart sees — the Virtual Wheel surrounded by seven different windows. Six of these windows represent the programs which Martin has written for his demonstration. The final window, originally the exit, now represents a Bonus/Penalty Window. When Bart stops spinning, the computer runs whichever program his helmet is pointing to. To make Bart stop spinning, press any button.

The programs are as follows:

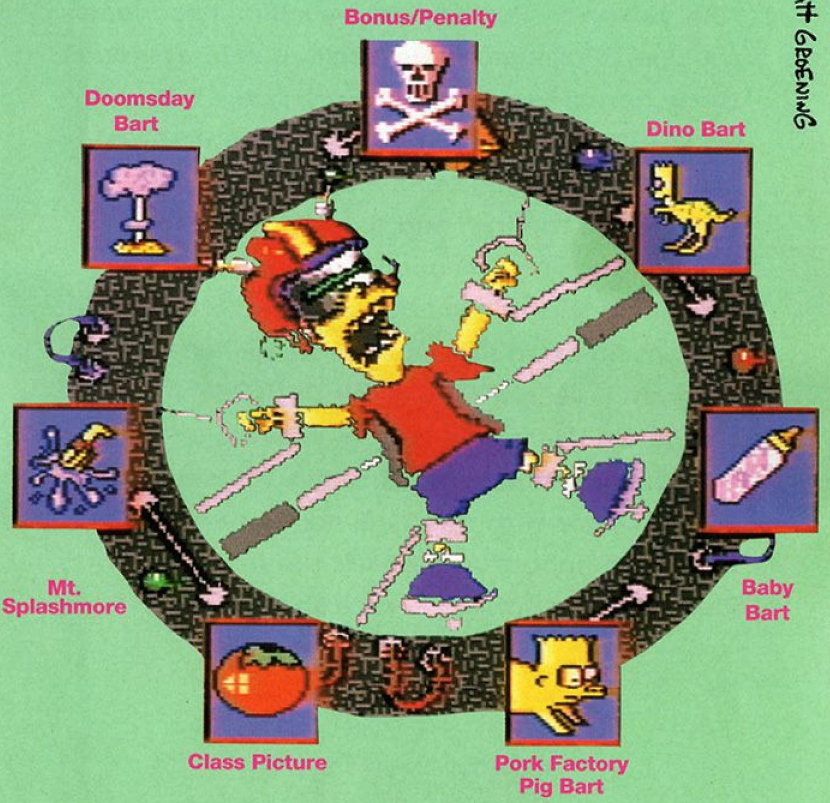

MATT GROENING

The Virtual Nightmare

Martin's original six programs were simulations designed to educate, enlighten and entertain. However, Bart's button-pushing has made the operating system unstable, and has turned these harmless educational programs into potentially lethal ones! Virtual Bart has three attempts to complete all six programs before the system "hangs" and the real Bart is trapped forever. The number of attempts remaining is displayed at the upper left of the screen. An extra attempt can be gained on the program screen if Bart stops the VR Wheel on the Bonus Window when it is showing a Virtual Corndog. But aiming for it is risky, because it shares space with the Skull and Crossbones, a vicious computer virus which can make Bart lose a try, potentially shortening his game.



Within each program, Bart has a certain number of "lives" which he can expend before the program crashes and Bart returns to the wheel. For some levels, it is three, for some levels, it is a single life. The number of lives is displayed in the upper left hand corner of the screen in all programs. If Bart completes the program before he runs out of lives, he does not lose a try on the wheel. If Bart uses up all his lives without completing the program, he returns to the Virtual Wheel and loses a try. Most programs have an "Energy Meter" on-screen depicting exactly how much damage Bart can sustain before the program shuts down and Bart loses a life. Within some levels are Virtual Corndogs which can increase the level of Bart's energy meter. Additionally, within some levels, Bart can occasionally find Bart Disks which gain him another life within the level. They do not gain him another spin on the wheel. Each program involves different skills and different obstacles. The individual programs are detailed more fully in the following section.





THE PROGRAMS:



DINO BART

Martin's original program "A Look Into Prehistoric Phenomena" was meant to display an average day in the gentle Jurassic era through the eyes of a dinosaur. But Bart's tampering has changed all that, turning the program into the terrible "Dino Bart." Bart has become Bartasaurus, a warm-blooded dinosaur so tasty-looking that even the plant-eaters are after him. Velociraptors, Triceratops, Pterodactyls, Sauropods, insects and even some familiar-looking cave-people are there, and they're all in hot pursuit — licking their lips, horns and mandibles in anticipation of a lunch time snack. Don't let the raging reptiles get a bite of Bart, or he's one diminished hors d'oeuvre. Bartasaurus must also contend with tarpits, falling boulders, streams of lava and oozing radioactive waste. He's definitely on the wrong side of the T-Rex tracks this time. Armed with only his wits, speed and the snap of his tail, Bart must somehow find a way to survive until the ice-age, or he's history! Jumping on or tail-whipping his tormentors will finish them. Subduing the Stone Age Simpsons uncovers Corndogs or free life bonuses. If he can pick up a Growl, he can turn the tables, eliminating his enemies and allowing him to escape or attack another day.



DINO BART CONTROLS:







Doomsday Bart

The "Doomsday Bart" program was initially "An Examination of Nuclear Power," a virtual tour of the Springfield Nuclear Power Plant, but Bart's interference has made the reactor core explode, leaving Virtual Springfield a virtual wasteland! Now, with the city gone, the inhabitants are locked in a never-ending struggle for the scarce resources needed for survival. Vicious gang members Jimbo and Kearny, along with Otto the bus driver, have taken over the roads surrounding



Springfield, shaking down travellers for their limited resources.

Bart must complete each stage, reaching the next mile marker before time runs out! When he does, he'll

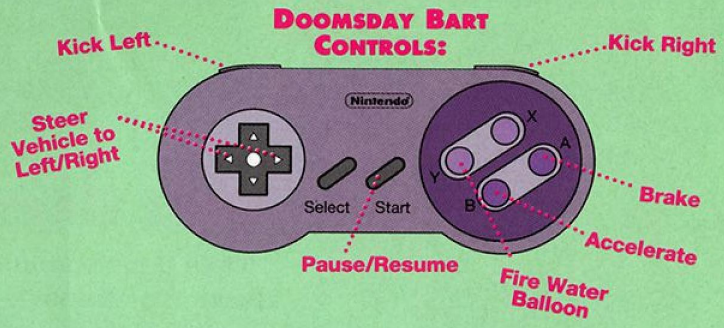

be granted more time. Otherwise it's curtains!

But of all the warriors in this post-apocalyptic world, there's none more dangerous than Doomsday Bart. With his motorbike, his steel-tipped boots and his Springchester 12 Gauge auto-loading balloon launcher, there's nothing that can stop him from getting home in time for Krusty the Clown's post-apocalyptic television program. Except, of course, rocks, cow skulls, wildlife and heavily-armed gang members. But Doomsday Bart's no pushover. A kick from his boots can knock an enemy flat, his balloon-launcher can put them out of commission, and if neither of those work, he can force them off the road. Sometimes, though, Bart gets outgunned, and when he does, it's time to peel! When he collects a nitro burst, Bart leaves his troubles behind. That is, if he can! Once collected, a nitro burst will keep Bart burning until he hits an object.





Baby Bart

"Child Development Through an Infant's Eyes" was designed to show the intricacies of human development. But with "Baby Bart" as its new star, the developments are shocking. When Baby Bart hears an Ice-Cream Truck drive by his window, he goes from nap-time to snack-time in a flash! There's no place Baby Bart won't go to catch that truck, swinging from tree-tops to big-tops, hopping from clotheslines and driving across finish lines! Baby Bart will chase the truck to the ends of the earth, or until Homer can catch him and put him back to bed, whichever comes first. But Baby Bart has some help along the way — a diaperchute to slow his falls, and a pacifier that can pacify the most savage beast! But beware: the diaperchute doesn't last long before collapsing. Follow that jingle through the suburban jungle towards the ice-cream truck so Bart can get his just desserts!

Baby Bart Controls:

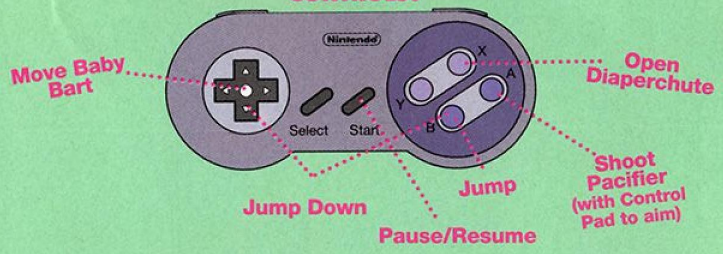

To flip high into the air, Bart must time his jumps properly, using his momentum. Otherwise, his jump will be low.

Baby Bart Carriage Controls:

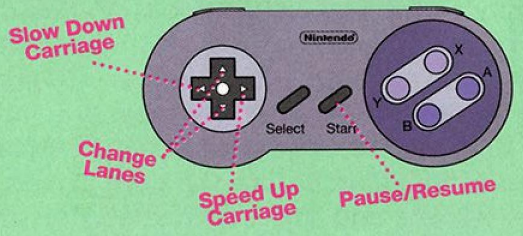





MOUNT SPLASHMORE

Martin had planned to explore fluid flow dynamics in his program "Advanced Hydrophysics," but thanks to Bart, his scientific triumph has become "Descent Down Mount Splashmore," a butt-squeaking thrill-ride down Springfield's most famous water slide. Unfortunately, before he can ride the slide, Bart must wait in line. By the time he reaches the front of the huge line, however, the park's about to close! Bart must find his way to the bottom of the slide before the park closes, while avoiding other sliders and tricky obstacles. The way can be harrowing, with gnarly tubal twists and turns making navigation nearly impossible — a truly difficult descent.

MOUNT SPLASHMORE CONTROLS:

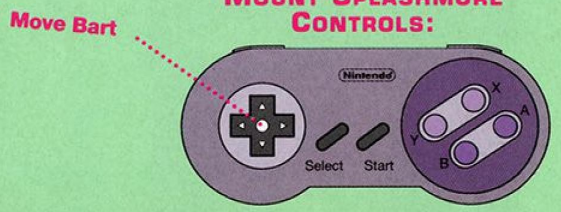

Your key to reaching the bottom successfully is the Splashmore Map on your status screen. The indicator starts at the left and slowly works its way across the meter as Bart works his way down Mt. Splashmore. The meter allows you to see where you are on the slide and which direction to take at the next fork. As Bart approaches a fork, the meter will flash the color of the next correct fork to take to reach the bottom. Keep in mind that the closer you get to the bottom, the faster you'll need to react. If you take a wrong turn, you can end up back at the beginning, or, even worse, at a bitter end. Inside the tube, Bart can avoid obstacles by using his momentum to swing up the side of the tube. By picking up clocks in the tube, Bart can gain extra time in which to find the exit.





Blinky, the mutant fish, will reduce his time remaining. Just remember, speed is still the key. And speed is what you'll get if Bart can grab a boogieboard, making him invincible as he body-surfs down the tubes at dangerous velocities. Enjoy the ride, man!



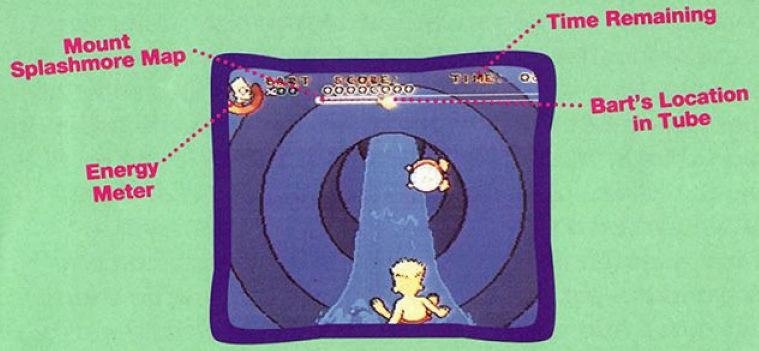



Pork Factory Bart Pig

With the newfound popularity of "the other white meat," "The Processed Food Manufacturing Process" was designed to show how pork is prepared for market, from pig to plate, but now it has been turned into "Pork Factory Pig Bart." And believe me, something's not kosher at this pork factory! Always one to hog the spotlight, Bart's become a pig, but unfortunately for him, it's in the literal sense. And it's up to him to rescue his compatriots from the pork factory and escape before anyone squeals on them. But rescuing them won't be easy! In the Cannery, Krusty has installed a high-tech system of locks to keep the pigs penned. To break them out, you must match the right color key to its corresponding lock. Pulling down the key lever will release a key somewhere in the Cannery and show its color. You must track it down and use it in the properly-colored lock. Whenever you collect a key, it will be displayed in the upper right of your status area. Once you've escaped Cannery Row, it's into the freezer, where a clutch of Krusty's clowns are trying to turn Bart and his pig pals into Porksicles. To rescue them, Bart must find where the pigs are being frozen, push them onto the plunger, and propel them onto the hooks and into the Furnace area, where they will be thawed out and can escape. He must free five before Freddie the Freon Clown finishes him forever! Surviving that, in the Furnace he'll have to keep his rinds out of the vat to avoid getting cooked! Finally, he'll confront the corporate fat-cats! Throughout the factory, Krusty's clownworkers are trying to bring home the bacon, and aren't about to risk their jobs by letting even one captive escape! They're out to make chop soooo-eeey out of Bart, coming after him with electric piggy-prods, mallets and other weapons. The swine! But if Bart can work his way through the factory saving every last porker and escape himself, he'll be a porcine hero!



Pork Factory Bart Pig Controls:

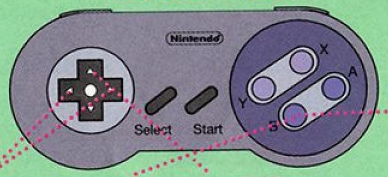



Virtual Class Picture

"Virtual Class Picture" was meant to show the virtual learning environment of the future by recreating Mrs. Krabappel's fourth grade class on the computer. But fiddling Bart's fooling has turned his computer-generated classmates into virtual sitting ducks. It's class picture day, and Bart's got a pail of rotten tomatoes ready for launching. Shielded from view, Bart's got a clear shot at his entire class, from Sherri and Terri, to his nemesis, Principal Seymour Skinner. Your meter will display your supply of ammunition. Ready, aim, fire, but watch who you hit. Your classmates are fair game, but if Principal Skinner, Mrs. Krabappel, Chief Wiggum or Groundskeeper Willie catch you hitting them, the game's up. Of course if they're not watching...
For a "successful" class photo, be sure to hit everyone



before you run out of artillery or before school starts. If you can nail every last target, they'll reschedule the photo session for another day, giving you a second chance to wreak havok, this time with a bucket of eggs.



When you press the B BUTTON, you will see a yellow line cross the street into the schoolyard and move towards the school. This bar represents the depth to which Bart will throw when the B BUTTON is pressed a second time. For example, if you press the button two times quickly, the aim bar will not have time to travel very far, and the throw will be short. If the button is pressed with a greater delay, the aim bar has time to travel further, and the throw will be deeper. Therefore, try to match the depth of the line with the depth of Bart's classmates. Keep in mind, however, that once the bar reaches the limit of Bart's throwing range, it will disappear, and Bart must press the button to send it out again. Also, Bart can throw diagonally left or right by pressing the CONTROL PAD LEFT or RIGHT when the B BUTTON is pressed the second time.

NOTES

NOTES

NOTES

ACCLAIM ENTERTAINMENT, INC. LIMITED WARRANTY

ACCLAIM ENTERTAINMENT, INC. (ACCLAIM) warrants to the original purchaser only of this ACCLAIM software product that the medium on which this software program is recorded is free from defects in materials and workmanship for a period of ninety (90) days from the date of purchase.

This ACCLAIM software program is sold "as is," without express or implied warranty of any kind, and ACCLAIM is not liable for any losses or damages of any kind resulting from use of this program. ACCLAIM agrees for a period of ninety (90) days to either repair or replace, at its option, free of charge, any ACCLAIM software product, postage paid, with proof of date of purchase, at its Factory Service Center. Replacement of the game pak, free of charge to the original purchaser (except for the cost of returning the game pak) is the full extent of our liability.

This warranty is not applicable to normal wear and tear. This warranty shall not be applicable and shall be void if the defect in the ACCLAIM software product has arisen through abuse, unreasonable use, mistreatment or neglect. THIS WARRANTY IS IN LIEU OF ALL OTHER WARRANTIES AND NO OTHER REPRESENTATIONS OR CLAIMS OF ANY NATURE SHALL BE BINDING ON OR OBLIGATE ACCLAIM. ANY IMPLIED WARRANTIES APPLICABLE TO THIS SOFTWARE PRODUCT, INCLUDING WARRANTIES OF MERCHANTABILITY AND FITNESS FOR A PARTICULAR PURPOSE, ARE LIMITED TO THE NINETY (90) DAY PERIOD DESCRIBED ABOVE. IN NO EVENT WILL ACCLAIM BE LIABLE FOR ANY SPECIAL, INCIDENTAL, OR CONSEQUENTIAL DAMAGES RESULTING FROM POSSESSION, USE OR MALFUNCTION OF THIS ACCLAIM SOFTWARE PRODUCT.

Some states do not allow limitations as to how long an implied warranty lasts and/or exclusions or limitations of incidental or consequential damages so the above limitations and/or exclusions of liability may not apply to you. This warranty gives you specific rights, and you may also have other rights which vary from state to state.

This warranty shall not be applicable to the extent that any provision of this warranty is prohibited by any federal, state or municipal law which cannot be pre-empted.

Repairs/Service after Expiration of Warranty – Period, you may contact the Consumer Service Department at the number listed below. You will be advised of the estimated cost of repair and the shipping instructions.

ACCLAIM Hotline/Consumer Service Dept. (516) 624-9300
Distributed and marketed by ACCLAIM ENTERTAINMENT, INC.
71 Audrey Avenue, Oyster Bay, N.Y. 11771

The Simpsons & Characters TM & © 1994 Twentieth Century Fox Film Corporation.
All Rights Reserved. Developed by Sculptured Software, Inc. Acclaim® is a registered trademark of Acclaim Entertainment, Inc. © 1994 Acclaim Entertainment, Inc. All rights reserved.

ALSO LOOK FOR

The ITCHY & SCRATCHY game™



Marketed by Acclaim, Distributed by Acclaim Distribution, Inc.,
71 Audrey Avenue, Oyster Bay, New York, 11771.

PRINTED IN JAPAN